

OTA Product Catalog

Shield Box MA8161A
RF Chamber MA8171A
CATR Anechoic Chamber MA8172A



Архангельск (8182)63-90-72
Астана (7172)727-132
Астрахань (8512)99-46-04
Барнаул (3852)73-04-60
Белгород (4722)40-23-64
Брянск (4832)59-03-52
Владивосток (423)249-28-31
Волгоград (844)278-03-48
Вологда (8172)26-41-59
Воронеж (473)204-51-73
Екатеринбург (343)384-55-89
Иваново (4932)77-34-06

Ижевск (3412)26-03-58
Иркутск (395)279-98-46
Казань (843)206-01-48
Калининград (4012)72-03-81
Калуга (4842)92-23-67
Кемерово (3842)65-04-62
Киров (8332)68-02-04
Краснодар (861)203-40-90
Красноярск (391)204-63-61
Курск (4712)77-13-04
Липецк (4742)52-20-81

Магнитогорск (3519)55-03-13
Москва (495)268-04-70
Мурманск (8152)59-64-93
Набережные Челны (8552)20-53-41
Нижний Новгород (831)429-08-12
Новокузнецк (3843)20-46-81
Новосибирск (383)227-86-73
Омск (3812)21-46-40
Орел (4862)44-53-42
Оренбург (3532)37-68-04
Пенза (8412)22-31-16

Пермь (342)205-81-47
Ростов-на-Дону (863)308-18-15
Рязань (4912)46-61-64
Самара (846)206-03-16
Санкт-Петербург (812)309-46-40
Саратов (845)249-38-78
Севастополь (8692)22-31-93
Симферополь (3652)67-13-56
Смоленск (4812)29-41-54
Сочи (862)225-72-31
Ставрополь (8652)20-65-13

Сургут (3462)77-98-35
Тверь (4822)63-31-35
Томск (3822)98-41-53
Тула (4872)74-02-29
Тюмень (3452)66-21-18
Ульяновск (8422)24-23-59
Уфа (347)229-48-12
Хабаровск (4212)92-98-04
Челябинск (351)202-03-61
Череповец (8202)49-02-64
Ярославль (4852)69-52-93

Киргизия (996)312-96-26-47

Россия (495)268-04-70

Казахстан (772)734-952-31



OTA Products



for 5G NR DUT Tests

5 G network testing is not the same as testing 4G architectures, or any other previous wireless network type.

Traditionally, network engineers confirm base transceiver stations (BTS) and antennas are functioning properly and transmitting the design signal strength by connecting test instruments using a coaxial cable to the base station RF connector.

However, new 5G services use the sub-6 GHz and mmWave bands, and 3GPP recommends using over-the-air (OTA) call connections to test the mmWave band, requiring an OTA RF chamber for stable measurement.

Anritsu's reasonably priced OTA products support this wide frequency band with easy setup for shorter test times.

*DUT=Device under test



Anritsu OTA Products Features

Wide Product Line Supporting Function to 3GPP Conformance Tests

MA8161A Shield Box

Supports simple OTA test environment for 5G/LTE protocol R&D tests, PCT/CAT pre-tests, etc.

- Small footprint for easy benchtop use and good handling
- Regression testing, etc., for 5G UE development stage
- Supports both sub-6 GHz and mmWave bands



MA8171A RF Chamber

Supports OTA environment for integrated RF/protocol tests, such as 5G NR mmWave beamforming management tests, etc.

- For development of 5G NR chipsets and devices as well as UE mmWave development
- Supports 5G NR mmWave RF ERP/TIRP measurements, etc.
- Both 5G NR Standalone (SA) and Non-standalone (NSA) modes



MA8172A CATR Anechoic Chamber

Supports 5G NR OTA environment using 3GPP-compliant Compact Antenna Test Range (CATR) method

- For mmWave development of 5G NR chipsets and devices, and UE conformance tests
- Supports 5G NR mmWave spurious tests
- Three component parts for easy transport and quick setup



Anritsu OTA Products Layout

Shield Box MA8161A

Front



Rear




- 1** SMA (f) connector × 8
- 2** Through hole × 2
- 3** Ventilation hole × 2
- 4** K (f) connector × 8

* Example selecting MA8161A-002

Anritsu OTA Products Layout

RF Chamber MA8171A

Setup Example



1 RF Chamber MA8171A

2 28 GHz RF Converter MA80001A/
39 GHz RF Converter MA80002A

3 Converter Rack B0747A

4 Chamber Rack B0746A

5 Radio Communication Test Station MT8000A

6 Position Controller MA8174A

Door Opening



7 Test Antenna

8 Positioner MA8175A

Anritsu OTA Products Layout


CATR Anechoic Chamber MA8172A

Front



- 1 Door
- 2 Sealing handles
- 3 Handle
- 4 Ventilation hole
- 5 Position Controller MA8178A

Enlarged View

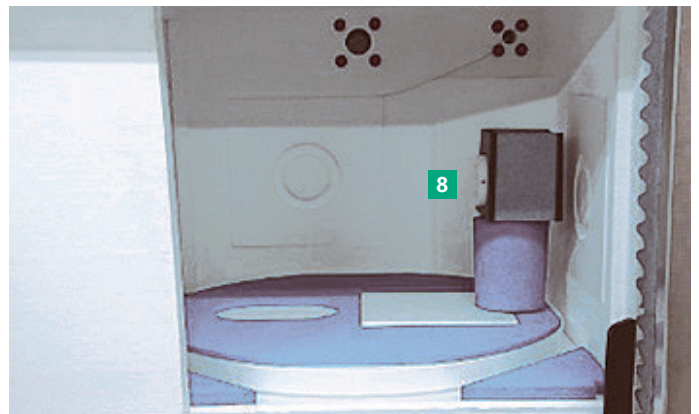





- 6 Connect to MA8178A (Theta/Phi)
- 7 USB3.0
- 8 Connect to MT8000A (5, 6)
- 9 For LTE Link Antenna
- 10 Through Hole 1
- 11 Through Hole 2
- 12 LAN
- 13 RF I/O
- 14 Through Hole 3
- 15 Connect to MT8000A (1, 2, 3, 4)

Anritsu OTA Products Layout

CATR Anechoic Chamber MA8172A (continued)

Insides



- 1 Feed antenna
- 2 Positioner MA8179A
- 3 LTE Link Antenna Kit MA8172A-AK023
- 4 Reflector

- 5 NR FR2 Link Antenna Kit MA8172A-AK022
- 6 DUT-supporting structure MA8179A-AK010
- 7 DUT Holder MA8179A-AK011
- 8 Temperature Testing Option MA8172A-010

Rear



- 1 Ventilation hole
- 2 Fans

Anritsu OTA Products Specifications

Shield Box MA8161A

Shield Box MA8161A

Electrical Characteristics	Shielding characteristics: without cable connection via USB connector or Through Hole ≥50 dB (600 MHz ≤ frequency ≤ 6 GHz) ≥50 dB (24 GHz < frequency ≤ 43.5 GHz) (nom.)	
Input/Output Connector	When Connector Panel 1 MA8161A-001 is selected SMA (f) — SMA (f): 2 K (f) — K (f): 2 USB 3.0 Type-A (f) — USB 3.0 Type-A (f): 1 When Connector Panel 2 MA8161A-002 is selected SMA (f) — SMA (f): 8 K (f) — K (f): 8 Through Hole: 2	
Dimensions and Mass	Outer dimensions: 434 (W) × 271 (H) × 328 (D) mm (excluding projections) Mass: ≤16 kg (Full option configuration) Maximum test UE size: 300 (W) × 50 (H) × 200 (D) mm (set the UE antenna face down) Maximum test UE mass: ≤1 kg Ventilation hole: 2	
Environmental Conditions	Operating temperature range: +5°C to +40°C Storage temperature range: -20°C to +60°C (without condensation)	
CE	LVD	2014/35/EU, EN61010-1
	RoHS	2011/65/EU, EN50581

Anritsu OTA Products Specifications

RF Chamber MA8171A

RF Chamber MA8171A

Electrical Characteristics	<p>Shielding characteristics</p> <ul style="list-style-type: none"> ≥70 dB (800 MHz ≤ frequency ≤ 3.8 GHz) (nom.) ≥60 dB (24 GHz ≤ frequency ≤ 40 GHz) (nom.) <p>Anechoic performance</p> <ul style="list-style-type: none"> Reflected wave Level by free space standing wave ratio method in QZ (quiet zone) in φ 300 mm sphere ≥30 dB (24 GHz ≤ frequency ≤ 40 GHz) (nom.)
General	<p>External Interface</p> <ul style="list-style-type: none"> RF connection: K (f) × 2 SMA (f) × 4 UE connection: USB 2.0 (type-A) (f) × 2 Position Controller: mini D-Sub 15 pin (m) × 2 <p>Internal interface</p> <ul style="list-style-type: none"> RF connection: K (f) × 2 SMA (f) × 4 UE connection: USB 2.0 (type-A) (f) × 2 Positioner connection: mini D-Sub 15 pin (f) × 2 <p>Through sleeve pipe: 1 (φ 50 mm)</p> <p>Door: Unilateral door (left side opening)</p> <ul style="list-style-type: none"> Outside door size: 1100 (W) × 800 (H) mm Aperture: 1000 (W) × 700 (H) mm <p>Blank panel: 6</p> <p>Ventilation hole: 2</p>
Dimensions and Mass	<p>Outer dimensions: 1460 (W) × 1210 (H) × 1000 (D) mm (excluding projections)</p> <p>Effective inner dimension: 1100 (W) × 800 (H) × 650 (D) mm (Inside dimension with radio wave absorber stuck)</p> <p>Mass: ≤150 kg</p> <p>Outer dimensions (with chamber rack): 1460 (W) × 1785 (H) × 1000 (D) mm (including casters, excluding projections)</p> <p>Mass (with chamber rack): ≤240 kg</p>

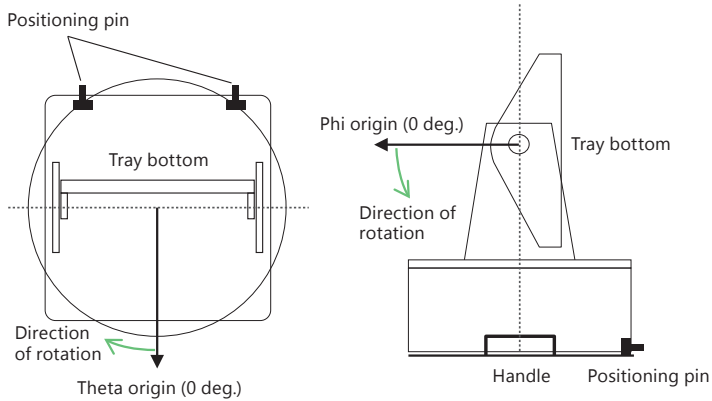
Position Controller MA8174A

External Interface	<p> GPIB</p> <ul style="list-style-type: none"> Trigger output: BNC (5 V, TTL, negative logic, pulse width 20 μs) × 1 Control connector: mini D-Sub 15 pin (f) × 2 	
Dimensions and Mass	<p>Dimensions: 434 (W) × 141 (H) × 363 (D) mm</p> <p>Mass: ≤15 kg</p> <p>Rated voltage: 100 VAC to 120 VAC/200 VAC to 240 VAC</p> <p>Rated frequency: 50 Hz to 60 Hz</p> <p>Power consumption: ≤110 VA (when Positioner MA8175A connected)</p>	
Environmental Conditions	<p>Operating temperature range: +5°C to +40°C (without condensation)</p> <p>Operating humidity range: ≤85% (without condensation)</p> <p>Storage temperature range: -20°C to +60°C (without condensation)</p> <p>Storage humidity range: ≤85% (without condensation)</p>	
CE	EMC	2014/30/EU, EN61326-1, EN61000-3-2
	LVD	2014/35/EU, EN61010-1
	RoHS	2011/65/EU, EN50581

Anritsu OTA Products Specifications

RF Chamber MA8171A (continued)

Positioner MA8175A

<p>General</p>	<p>Axis of rotation: 2 (Theta: Horizontal rotation, Phi: Vertical rotation) Rotational speed: 1.0 rpm to 15.0 rpm, 0.1 rpm step (nom.) Rotation angle resolution (Setting resolution): 0.1 deg. (nom.) Stop precision (Reproducibility): Specified stopping precision reproducibility when the center of gravity of UE of 1 kg or less is at rotation center</p> <p>Theta: ± 0.5 deg. (nom.) Phi: ± 0.5 deg. (nom.)</p> <p>Angle of rotation Theta: -20.0 deg. to 380.0 deg. (finite rotation) Phi: 0.0 to 359.9 deg. (infinite rotation), -720.0 deg. to 720.0 deg. (finite rotation)</p> <p>Angle origin Theta: According to figure below (left) Phi: According to figure below (right)</p>  <p>Allowable torque: $10 \text{ N} \cdot \text{m}$ (nom.) UE allowable size: Tray size within 400×400 mm, 200 mm or less from the bottom of the tray UE allowable mass: 1 kg Noise: ≤ 70 dB (Conforms to Machinery Directive 2006/42/EC Annex I)</p>								
<p>External Connector</p>	<p>Theta: mini D-Sub 15 pin connector (m), 0.8 m from the end of the positioner body Phi: mini D-Sub 15 pin connector (m), 0.8 m from the end of the positioner body</p>								
<p>Dimensions and Mass Power Supply</p>	<p>Dimensions: 600 (W) \times 715 (H) \times 600 (D) mm (excluding projections and cable) Tray size: 400 (W) \times 400 (D) mm (excluding projections and screw) 70 (depth) mm (from the center of rotation to the bottom of the tray) Mass: ≤ 25 kg Power: Supplied from Position Controller MA8174A</p>								
<p>Environmental Conditions</p>	<p>Operating temperature range: $+5^\circ\text{C}$ to $+40^\circ\text{C}$ (without condensation) Operating humidity range: $\leq 85\%$ (without condensation) Storage temperature range: -20°C to $+60^\circ\text{C}$ (without condensation) Storage humidity range: $\leq 85\%$ (without condensation)</p>								
<p>CE</p>	<table border="1"> <tr> <td data-bbox="239 1476 395 1507">EMC</td> <td data-bbox="395 1476 1508 1507">2014/30/EU, EN61326-1, EN61000-3-2</td> </tr> <tr> <td data-bbox="239 1507 395 1539">LVD</td> <td data-bbox="395 1507 1508 1539">2014/35/EU, EN61010-1</td> </tr> <tr> <td data-bbox="239 1539 395 1570">RoHS</td> <td data-bbox="395 1539 1508 1570">2011/65/EU, EN50581</td> </tr> <tr> <td data-bbox="239 1570 395 1606">Machinery</td> <td data-bbox="395 1570 1508 1606">2006/42/EC, EN60204-1</td> </tr> </table>	EMC	2014/30/EU, EN61326-1, EN61000-3-2	LVD	2014/35/EU, EN61010-1	RoHS	2011/65/EU, EN50581	Machinery	2006/42/EC, EN60204-1
EMC	2014/30/EU, EN61326-1, EN61000-3-2								
LVD	2014/35/EU, EN61010-1								
RoHS	2011/65/EU, EN50581								
Machinery	2006/42/EC, EN60204-1								

CATR Anechoic Chamber MA8172A

CATR Anechoic Chamber MA8172A
Spurious Measurement Kit 6 GHz-87 GHz MA8172A-003
Temperature Testing Option MA8172A-010
Test Antenna MA8172A-021
Test Antenna MA8172A-022
Test Antenna MA8172A-023

Electrical Characteristics	<p>Shielding characteristics: without cable connection via USB connector or Through Hole ≥ 60 dB ($1 \text{ GHz} \leq \text{frequency} \leq 6 \text{ GHz}$) ≥ 60 dB ($600 \text{ MHz} \leq \text{frequency} < 1 \text{ GHz}$, $6 \text{ GHz} < \text{frequency} \leq 87 \text{ GHz}$) (nom.)</p> <p>Quiet Zone: Specifies the flatness of the amplitude and phase of the electric field in a cylindrical QZ (quiet zone) with 330 mm diameter and 330 mm depth</p> <p>Amplitude taper MA8172A-021: ≤ 1.5 dB ($23.4 \text{ GHz} \leq \text{frequency} \leq 42 \text{ GHz}$) (nom.) MA8172A-022/-023: ≤ 1.5 dB ($22.65 \text{ GHz} \leq \text{frequency} \leq 32.125 \text{ GHz}$) (nom.) ≤ 1.7 dB ($32.125 \text{ GHz} < \text{frequency} \leq 45.1 \text{ GHz}$) (nom.) MA8172A-003: ≤ 3 dB ($6 \text{ GHz} \leq \text{frequency} \leq 20 \text{ GHz}$) (nom.) ≤ 1.5 dB ($20 \text{ GHz} < \text{frequency} \leq 87 \text{ GHz}$) (nom.)</p> <p>Amplitude ripple MA8172A-021: ≤ 1.5 dB ($23.4 \text{ GHz} \leq \text{frequency} \leq 42 \text{ GHz}$) (nom.) MA8172A-022/-023: ≤ 1.5 dB ($22.65 \text{ GHz} \leq \text{frequency} \leq 45.1 \text{ GHz}$) (nom.) MA8172A-003: ≤ 3 dB ($6 \text{ GHz} \leq \text{frequency} \leq 20 \text{ GHz}$) (nom.) ≤ 1.5 dB ($20 \text{ GHz} < \text{frequency} \leq 87 \text{ GHz}$) (nom.)</p> <p>Total phase deviation: excluding rotation of the phase distribution MA8172A-021: ≤ 22.5 deg. ($23.4 \text{ GHz} \leq \text{frequency} \leq 42 \text{ GHz}$) (nom.) MA8172A-022/-023: ≤ 22.5 deg. ($22.65 \text{ GHz} \leq \text{frequency} \leq 45.1 \text{ GHz}$) (nom.)</p> <p>Connector: K-type (m), 50Ω (nom.) Polarization: Both (Vertical, Horizontal) (nom.) Maximum RF input power -24 dBm ($60 - 87 \text{ GHz}$, MA8172A-003)</p>
Antenna	<p>Test Antenna MA8172A-021 Frequency: 23.4 GHz to 42 GHz Connector: K-type (m) Impedance: 50Ω (nom.) Polarization: Both (Vertical, Horizontal) (nom.)</p> <p>Test Antenna MA8172A-022/-023 Frequency: 22.65 GHz to 45.1 GHz Connector: V-type (m) Impedance: 50Ω (nom.) Polarization: Both (Vertical, Horizontal) (nom.)</p> <p>Spurious Measurement Kit 6 GHz-87 GHz MA8172A-003 Feed Antenna (6 – 20 GHz) Frequency: 6 GHz to 20 GHz Connector: K-type (m) Impedance: 50Ω (nom.) Polarization: Both (Vertical, Horizontal) (nom.)</p> <p>Feed Antenna (20 – 40 GHz) Frequency: 20 GHz to 40 GHz Connector: K-type (m) Impedance: 50Ω (nom.) Polarization: Both (Vertical, Horizontal) (nom.)</p> <p>Feed Antenna (40 – 60 GHz) Frequency: 40 GHz to 60 GHz Connector: V-type (m) Impedance: 50Ω (nom.) Polarization: Both (Vertical, Horizontal) (nom.)</p> <p>Feed Antenna (60 – 87 GHz) Frequency: 60 GHz to 87 GHz Connector: W-type (m) Impedance: 50Ω (nom.) Polarization: Both (Vertical, Horizontal) (nom.)</p>

Anritsu OTA Products Specifications

CATR Anechoic Chamber MA8172A (continued)

General	<p>Exclusive interface</p> <ul style="list-style-type: none"> Connect to MT8000A 1~6: Round multiway type connector, N (f) Connect to MA8178A (Theta, Phi): mini D-Sub 15 pin (m) For LTE Link Antenna: SMA (f) × 2 <p>General interface</p> <ul style="list-style-type: none"> RF I/O (≤ 40 GHz): K (f) to K (f) : 2 RF I/O (≤ 18 GHz): SMA (f) to SMA (f) : 4 USB 3.0: Type-A (f) to Type-A (f) : 2 Through Hole 1: φ 50 mm Through Hole 2: □ 18 mm (four screw stopping) Through Hole 3: φ 50 mm LAN: RJ-45 (Cat 6) Door: Unilateral door (left side opening) Aperture: 1035 (W) × 733 (H) mm 	
Power Supply	<p>MA8172A</p> <ul style="list-style-type: none"> Rated voltage: 100 VAC to 120 VAC/200 VAC to 240 VAC Rated frequency: 50 Hz to 60 Hz Power consumption: ≤100 VA <li style="padding-left: 20px;">≤500 VA (when implementing MA8172A-010, Z2096A) 	
Dimensions and Mass	<p>Outer dimensions:</p> <ul style="list-style-type: none"> MA8172A: 2200 (W) × 1980 (H) × 1200 (D) mm (excluding projections) MA8172A-003: 350 (W) × 145 (H) × 255 (D) mm (excluding projections and cables) MA8172A-010: 736 (W) × 790 (H) × 736 (D) mm (excluding projections and cables) MA8172A-021: 90 (W) × 60 (H) × 175 (D) mm (excluding projections and cables) MA8172A-022: 50 (W) × 50 (H) × 150 (D) mm (excluding projections and cables) MA8172A-023: 50 (W) × 50 (H) × 150 (D) mm (excluding projections and cables) <p>Mass:</p> <ul style="list-style-type: none"> MA8172A: ≤700 kg (including all options, excluding rack) MA8172A-003: ≤11 kg MA8172A-010: ≤15 kg MA8172A-021: ≤1 kg MA8172A-022: ≤1 kg MA8172A-023: ≤1 kg 	
Environmental Conditions	<p>Operating temperature range: +5°C to +35°C (MA8172A, MA8172A-003/-021/-022/-023, without condensation) +5°C to +30°C (MA8172A-010, without condensation)</p> <p>Operating humidity range: ≤85% (MA8172A-003, without condensation) ≤75% (MA8172A-010, without condensation)</p> <p>Storage temperature: -20°C to +60°C (MA8172A, MA8172A-003/-010/-021/-022/-023, without condensation)</p> <p>Temperature range inside MA8172A-010 insulation box: -10°C to +55°C</p>	
CE	EMC	2014/30/EU, EN61326-1, EN61000-3-2
	LVD	2014/35/EU, EN61010-1
	RoHS	2011/65/EU, EN50581

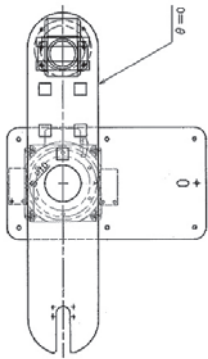
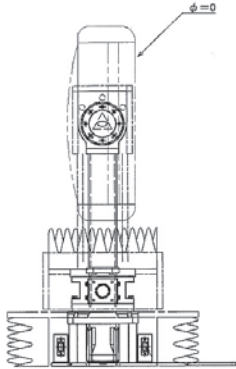
Anritsu OTA Products Specifications

CATR Anechoic Chamber MA8172A (continued)

Position Controller MA8178A

External Interface		Ethernet: RJ-45 × 1 (1000Base-T) Trigger Out: BNC × 1 (5 V, TTL, negative logic, pulse width 20 μs) Control connector Theta: mini D-Sub 15 pin (f) × 1 Phi: mini D-Sub 15 pin (f) × 1
Dimensions and Mass		Dimensions: 434 (W) × 180 (H) × 210 (D) mm Mass: ≤15 kg Rated voltage: 100 VAC to 120 VAC/200 VAC to 240 VAC Rated frequency: 50 Hz to 60 Hz Power consumption: ≤200 VA (when Positioner MA8179A connected)
Environmental Conditions		Operating temperature range: +5°C to +40°C (without condensation) Operating humidity range: ≤80% (without condensation) Storage temperature range: -20°C to +60°C (without condensation) Storage humidity range: ≤80% (without condensation)
CE	EMC	2014/30/EU, EN61326-1, EN61000-3-2
	LVD	2014/35/EU, EN61010-1
	RoHS	2011/65/EU, EN50581

Positioner MA8179A

General		<p>Axis of rotation: 2 (Theta: Horizontal rotation, Phi: Vertical rotation) Rotational speed: 0.1 rpm to 10.0 rpm, 0.1 rpm step (nom.) Rotation angle resolution (Setting resolution): 0.1 deg. (nom.) Stop precision (Reproducibility): Specified stopping precision reproducibility when the center of gravity of UE of 1 kg or less is at rotation center Theta: ±0.5 deg. (nom.) Phi: ±0.5 deg. (nom.) Angle of rotation Theta: -20.0 deg. to 380.0 deg. (finite rotation) Phi: infinite rotation Angle origin Theta: According to figure below (left) Phi: According to figure below (right)</p> <div style="display: flex; justify-content: space-around; align-items: center;"> <div style="text-align: center;">  <p>Door side</p> </div> <div style="text-align: center;">  <p>Front view</p> </div> </div> <p>EUT allowable size: 330 mm diameter hemisphere around the axis of rotation EUT allowable mass: 2.0 kg Noise: ≤70 dB (Conforms to Machinery Directive 2006/42/EC Annex I) Power: Supplied from Position Controller MA8178A</p>
Dimensions and Mass		Dimensions: 600 (W) × 360 (H) × 600 (D) mm (excluding projections and cables) Mass: ≤15 kg
Environmental Conditions		Operating temperature range: +5°C to +40°C (without condensation) Operating humidity range: ≤80% (without condensation) Storage temperature range: -20°C to +60°C (without condensation) Storage humidity range: ≤80% (without condensation)
CE	EMC	2014/30/EU, EN61326-1, EN61000-3-2
	LVD	2014/35/EU, EN61010-1
	RoHS	2011/65/EU, EN50581
	Machinery	2006/42/EC, EN60204-1

Anritsu OTA Products Ordering Information

Please specify the model/order number, name and quantity when ordering.

The names listed in the chart below are Order Names. The actual name of the item may differ from the Order Name.

Model/Order No.	Name
	Shield Box
MA8161A	Shield Box
MA8161A-001	Control Panel 1
MA8161A-002	Control Panel 2
MA8161A-AK010	Shield Tube
Z1999A	28 GHz Antenna Unit
Z2000A	39 GHz Antenna Unit
K241C	Precision Power Splitter, DC to 40 GHz
	RF Chamber
MA8171A	RF Chamber
MA8174A	Position Controller
MA8175A	Positioner
MA8175A-AK001	Cable Management Kit
MA8181A	28 GHz Test Antenna
Z1996A	28 GHz/39 GHz Test Antenna
Z2031A	Test Antenna
B0746A	Chamber Rack
B0747A	Converter Rack
J0322A	Coaxial Cord, 0.5M
J0322B	Coaxial Cord, 1.0M
J0322C	Coaxial Cord, 1.5M
J0322D	Coaxial Cord, 2.0M
J1762A	Positioner Control Cable (3.0 m)
J1775A	Coaxial Cable (KM-KM, 0.3 m)
J1775B	Coaxial Cable (KM-KM, 1.0 m)
J1775C	Coaxial Cable (KM-KM, 2.0 m)
J1775D	Coaxial Cable (KM-KM, 3.0 m)
J1795A	Coaxial Cable (SMA (M)-SMA (M), 0.5 m)
J1795B	Coaxial Cable (SMA (M)-SMA (M), 1.0 m)
J1795C	Coaxial Cable (SMA (M)-SMA (M), 1.5 m)
J1795D	Coaxial Cable (SMA (M)-SMA (M), 2.0 m)
J1811A	Coaxial cable (VM-VM, 0.28 m)
J1811B	Coaxial cable (VML-VM 2.5 m)
Z1983A	Tray
Z1984A	Jig for DUT Tray
Z1985A	Wave Absorber
Z1986A	Hook and Loop Fastener
Z2009A	Link Antenna
Z2065A	Shield Tube
B0752A	Link Antenna Holder
J1798A	GPIB-USB-HS+
J1806A	VJ-VJ Adaptor
J1806B	VJ-KJ Adaptor

Model/Order No.	Name
	CATR Anechoic Chamber
MA8172A	CATR Anechoic Chamber
MA8172A-003	Spurious Measurement Kit 6 GHz-87 GHz
MA8172A-010	Temperature Testing Option
MA8172A-021	Test Antenna
MA8172A-022	Test Antenna
MA8172A-023	Test Antenna
MA8172A-AK011	Converter Install Kit
MA8172A-AK012	Converter Tray
MA8172A-AK013	Switching Hub
MA8172A-AK022	NR FR2 Link Antenna Kit
MA8172A-AK023	LTE Link Antenna Kit
MA8172A-AK024	NR FR2 Link Antenna Kit
MA8172A-AK031	Monitor Camera
MA8172A-AK032	Additional Rack (41U)
MA8172A-AK041	Sliding Door
MA8178A	Position Controller
MA8179A	Positioner
MA8179A-AK010	DUT-supporting structure
MA8179A-AK011	DUT Holder
Z1974A	Reference Antenna
Z2032A	Reference Antenna
Z2065A	Shield Tube
Z2096A	Heater Controller
J1806D	VJ-KP Adaptor
J1811B	Coaxial cable (VML-VM, 2.5 m)
ML2437A	Power Meter
MA2444D	High Accuracy Sensor
MA2445D	High Accuracy Sensor
41KC-10	Fixed Attenuator
41V-10	Fixed Attenuator
34VFK50A	Precision Adapter, DC to 43.5 GHz, V (f) - K (m), 50Ω

Anritsu OTA Products Related Products

Radio Communication Test Station MA8000A



All-in-One 5G RF Measurements and Protocol Tests

- Flexible Platform using Modular Architecture
- Support both Standalone and non-Standalone modes

5G NR Mobile Device Test Platform ME7834NR



All-in-One 5G NR Support for Protocol Conformance Tests and Carrier Acceptance Test

- Supports 3GPP defined bands from Sub-6GHz to mm-Wave
- Support 5G New Radio (NR) Technology in both Standalone and Non-Standalone mode
- Support LTE, LTE-Advanced (LTE-A), LTE-A Pro, and W-CDMA
- Upgrade your current ME7834 system for 5G

New Radio RF Conformance Test System ME7873NR



Trust 5G conformance test system

- Early 3GPP Compliant Test Case Release
- Support Global Mobile Terminals
- The System with Stable Measurement
- Measurement Functions for Efficient R&D

Архангельск (8182)63-90-72
Астана (7172)727-132
Астрахань (8512)99-46-04
Барнаул (3852)73-04-60
Белгород (4722)40-23-64
Брянск (4832)59-03-52
Владивосток (423)249-28-31
Волгоград (844)278-03-48
Вологда (8172)26-41-59
Воронеж (473)204-51-73
Екатеринбург (343)384-55-89
Иваново (4932)77-34-06

Ижевск (3412)26-03-58
Иркутск (395)279-98-46
Казань (843)206-01-48
Калининград (4012)72-03-81
Калуга (4842)92-23-67
Кемерово (3842)65-04-62
Киров (8332)68-02-04
Краснодар (861)203-40-90
Красноярск (391)204-63-61
Курск (4712)77-13-04
Липецк (4742)52-20-81

Магнитогорск (3519)55-03-13
Москва (495)268-04-70
Мурманск (8152)59-64-93
Набережные Челны (8552)20-53-41
Нижний Новгород (831)429-08-12
Новокузнецк (3843)20-46-81
Новосибирск (383)227-86-73
Омск (3812)21-46-40
Орел (4862)44-53-42
Оренбург (3532)37-68-04
Пенза (8412)22-31-16

Пермь (342)205-81-47
Ростов-на-Дону (863)308-18-15
Рязань (4912)46-61-64
Самара (846)206-03-16
Санкт-Петербург (812)309-46-40
Саратов (845)249-38-78
Севастополь (8692)22-31-93
Симферополь (3652)67-13-56
Смоленск (4812)29-41-54
Сочи (862)225-72-31
Ставрополь (8652)20-65-13

Сургут (3462)77-98-35
Тверь (4822)63-31-35
Томск (3822)98-41-53
Тула (4872)74-02-29
Тюмень (3452)66-21-18
Ульяновск (8422)24-23-59
Уфа (347)229-48-12
Хабаровск (4212)92-98-04
Челябинск (351)202-03-61
Череповец (8202)49-02-64
Ярославль (4852)69-52-93

Киргизия (996)312-96-26-47

Россия (495)268-04-70

Казахстан (772)734-952-31